

QTS[®] Industrial Series Model QTS-3

Parts Manual

Record of Change 6

This manual contains important safety information and must be made available to all personnel who operate and/or maintain this product. Carefully read this manual before attempting to operate or perform maintenance on this compressor.

Fill Out & Return Warranty Registration Card Located Inside

Manual No. 50251-6

February 2010 Edition

TABLE OF CONTENTS

Serial number Identification	1
Ordering Replacement Parts	1
Crankcase Lubricant Capacity	1
Quin-Cip® Lubricant	1
Crankcase Group	2
Crankshaft Groups	3-5
Cylinder Groups	6-7
Piston Group	8
Recommended Spare Parts	9
20 Gallon Portable Units	10-11
30 & 60 Gallon Stationary Units	12-13

INTRODUCTION

This manual provides information for the Model QTS-3 reciprocating compressor, per Record of Change 6.

The Model QTS-3 is an aircooled, single stage, two cylinder, splash lubricated compressor with 125 PSIG continuous pressure capability. It has a 2.75" bore and a 2" stroke. This compressor can be run at 450-1030 RPM maximum.

SERIAL NUMBER IDENTIFICATION

The unit serial number identification tag is located on the air tank top plate. The basic compressor serial number decal is located on the basic compressor, opposite the flywheel side. *Fill in the numbers from your compressor unit and basic compressor in the corresponding spaces provided here, and reference this page when ordering replacement parts.*

Unit Serial Number

Basic Serial Number

All replacement parts are to be ordered through an authorized Quincy distributor. Insist on genuine Quincy Compressor parts only! Failure to do so may void warranty.

ORDERING REPLACEMENT PARTS

Prompt service can be rendered on repair parts orders if the following information is given:

- Item 1)** the model number, record of change number, & serial number.
- Item 2)** the exact part number needed. (Do not order by item numbers.)
- Item 3)** the exact quantity needed.
- Item 4)** the preferred type of transportation.

CHANGES

since previous printing dated September 2002:

The head and cylinder fasteners and head gasket were redesigned.

QUIN-CIP® LUBRICANT

Refer to the chart below to order QUIN-CIP compressor lubricant from your local authorized Quincy distributor.

Package	Part No.	Description
Quart	12541Q032	1 qt., SAE 10W
Quart Case	112541C032	(12)-1 qt., SAE 10W
Quart	112542Q068	1 qt., SAE 20
Quart Case	112542C068	(12)-1 qt., SAE 20
Quart	112543Q100	1 qt., SAE 30
Quart Case	112543C100	(12)-1 qt., SAE 30

CRANKCASE LUBRICANT CAPACITY

Model	Capacity
QTS	12 oz. (354 ml.)

CAUTION !

Refer to the QTS Industrial / Air Master Series instruction manual for vital lubrication information.

CAUTION !

Follow all safety precautions outlined in the QTS Industrial / Air Master Series instruction manual.

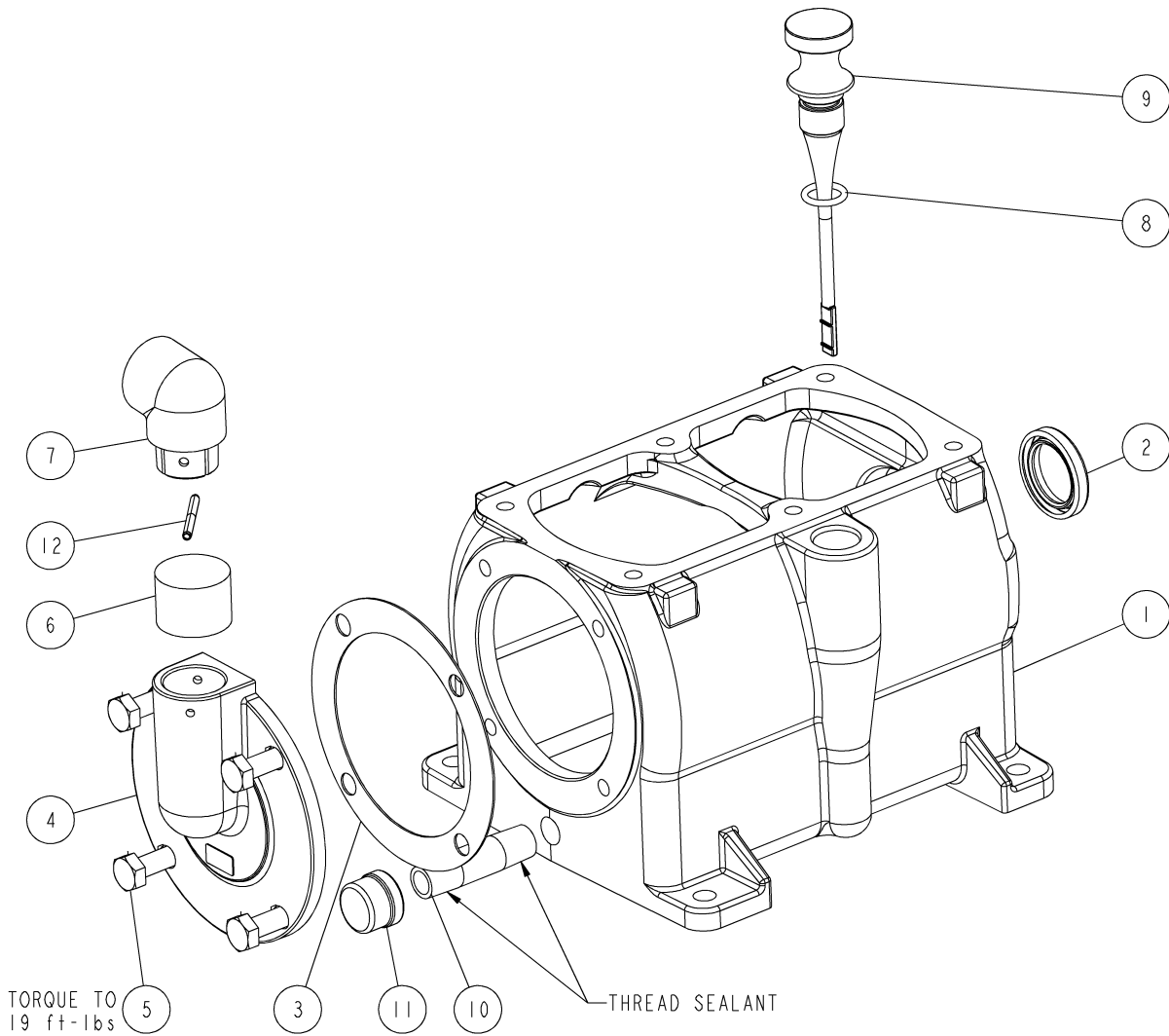
WARNING !

Do not operate this compressor without a totally enclosed belt guard or any other required safety equipment.

DANGER !

Air used for breathing or food processing must meet OSHA 1910.134 or FDA 21 CFR 178.3570 regulations. Failure to do so may cause severe injury or death.

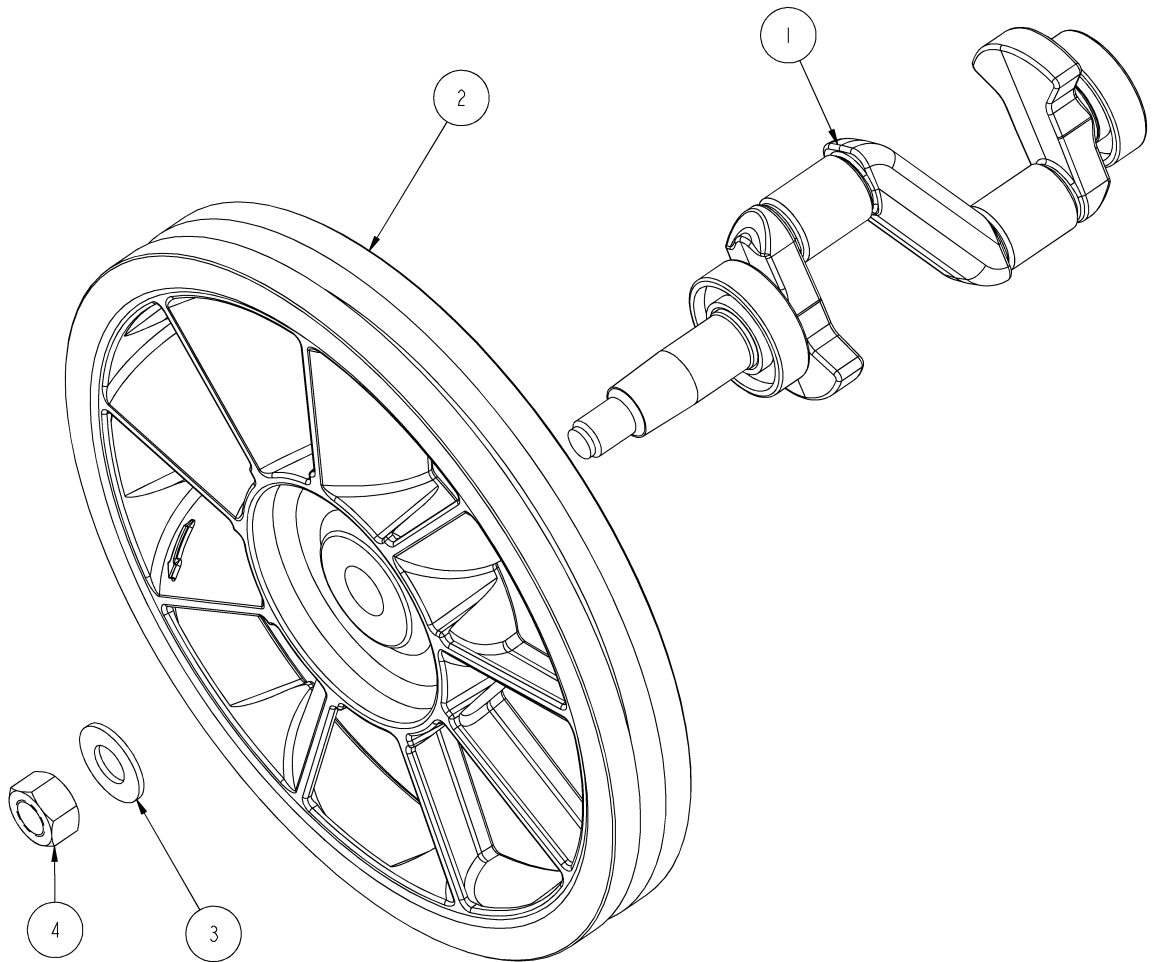
CRANKCASE GROUP 112608



ITEM	PART NUMBER	QTY	DESCRIPTION
1	112581	1	CRANKCASE
2	112596-001	1	OIL, SEAL
3	112592	1	GASKET
4	112585	1	BEARING CARRIER
5	115037-K10	4	SCREW, CAP HEX, SEALANT, GRADE 5
6	110095-002	1	FILTER
7	111349-001	1	BREATHER ELBOW
8	123157-112	1	O-RING
9	110070-7	1	DIPSTICK
10	125933-010	1	PIPE NIPPLE, 1/4 NPT X 2.00
11	4693	1	PIPE CAP
12	115808-F14	1	SPRING PIN

CRANKSHAFT GROUP 112609

12" Dia., 9 Spoke, 1.56" Thick

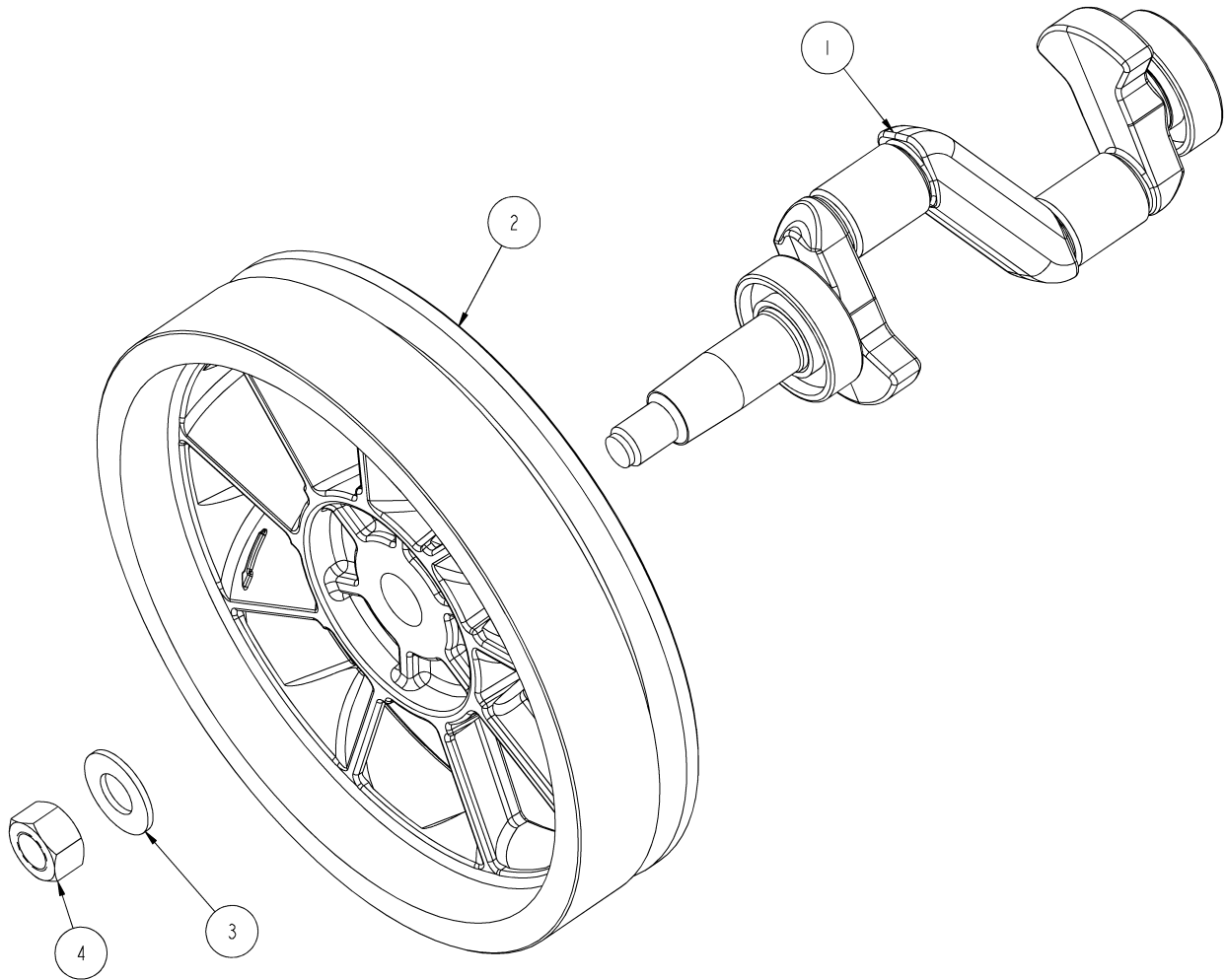


TORQUE TO 50 ft-lbs
LEFT HAND THREAD

CRANKSHAFT GROUP 112609 BILL OF MATERIALS			
ITEM	PART NUMBER	QTY	DESCRIPTION
1	112584X	1	CRANKSHAFT ASSY (INCLUDES BEARINGS)
2	114211	1	SHEAVE, 11.8PD, CCW, 1 GRV, A-SECTION BELT
3	110428N062	1	FLAT WASHER
4	112607	1	HEX. NUT

CRANKSHAFT GROUP 112609-002

10" Dia., 9 Spoke, 2.25" Thick

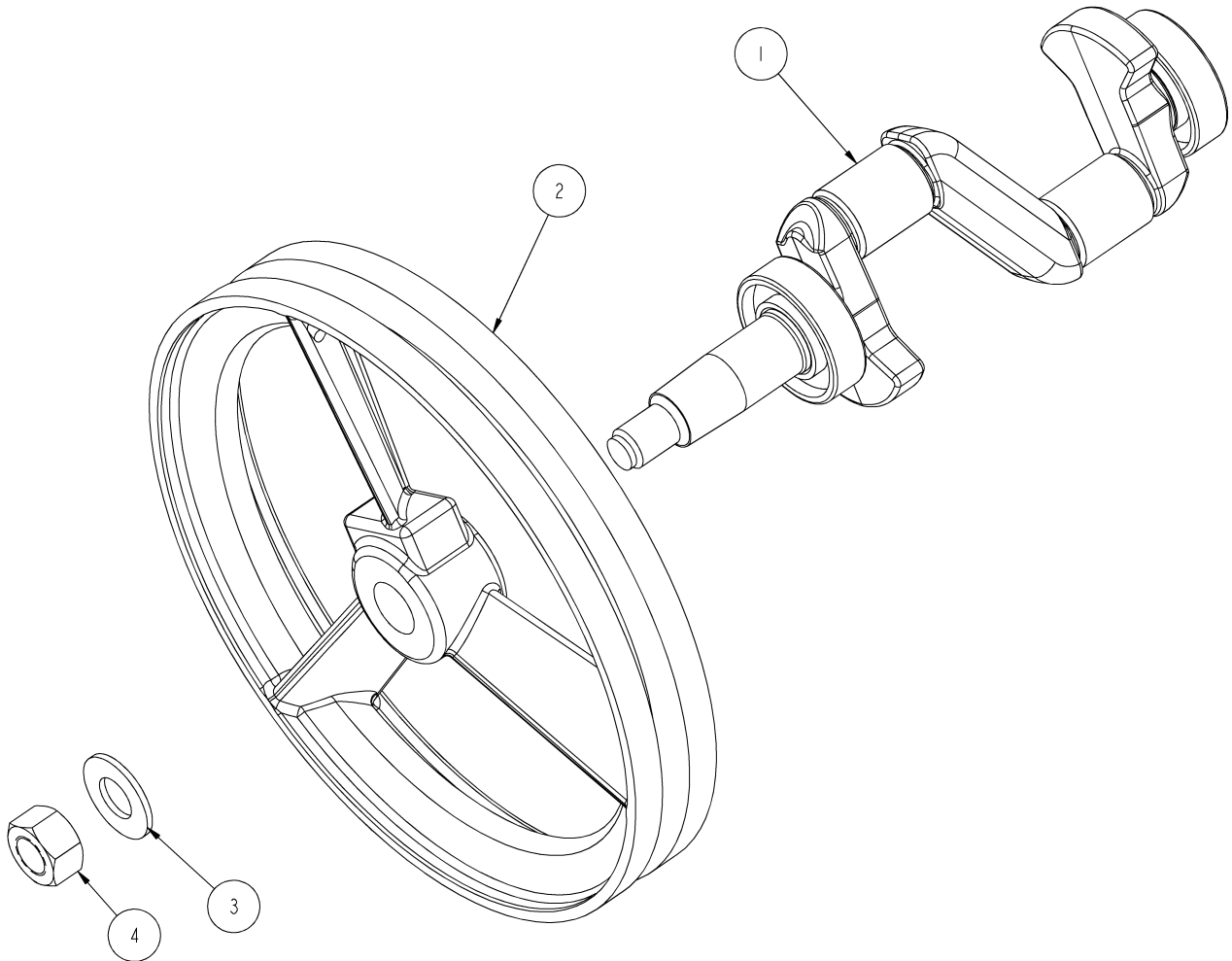


TORQUE TO 50 ft-lbs
LEFT HAND THREAD

CRANKSHAFT GROUP 112609-002 BILL OF MATERIALS			
ITEM	PART NUMBER	QTY	DESCRIPTION
1	112584X	1	CRANKSHAFT ASSY (INCLUDES BEARINGS)
2	114011	1	SHEAVE, 9.75 P.D., CCW, 1 GRV, A-SECTION BELT
3	110428N062	1	FLAT WASHER
4	112607	1	HEX. NUT

CRANKSHAFT GROUP 112609-004*

10" Dia., 3 Spoke, 1.50" Thick



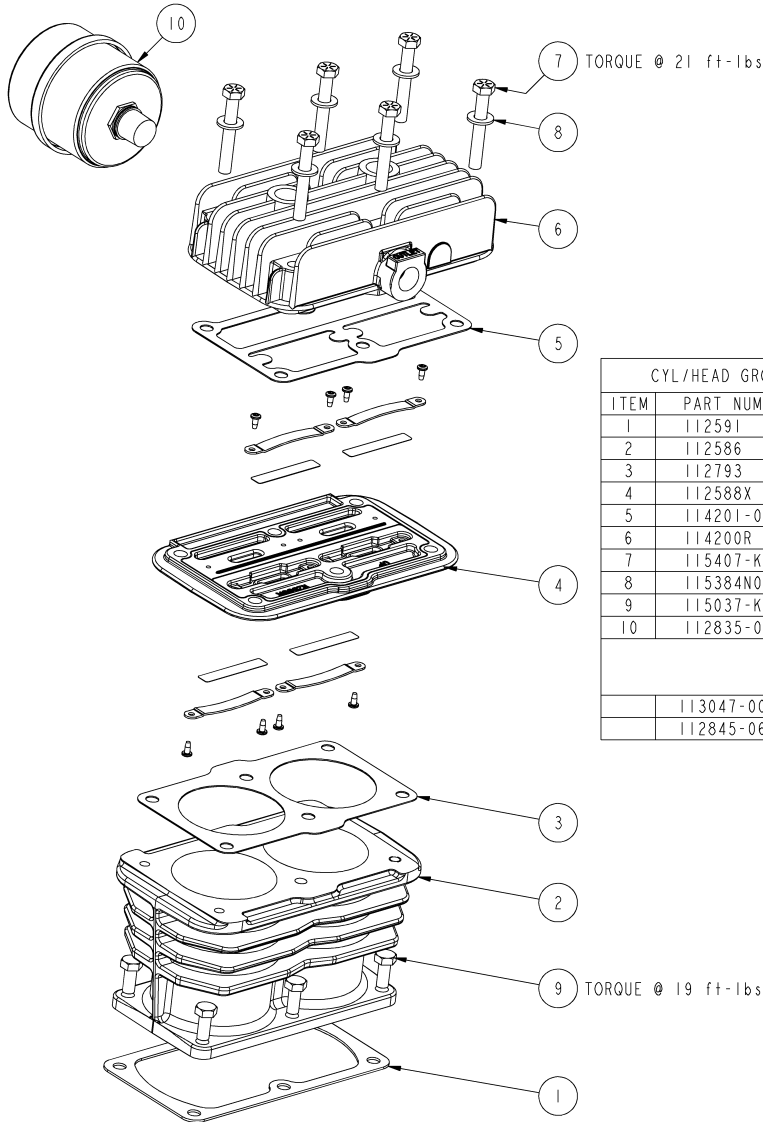
TORQUE TO 50 ft-lbs
LEFT HAND THREAD

CRANKSHAFT GROUP 112609-004 BILL OF MATERIALS			
ITEM	PART NUMBER	QTY	DESCRIPTION
1	112584X	1	CRANKSHAFT ASSY (INCLUDES BEARINGS)
2	6694-001	1	SHEAVE, 9.75 P.D. CCW, 1 GRV, A-SECTION BELT
3	110428N062	1	FLAT WASHER
4	112607	1	HEX. NUT

* USE ONLY WITH ENGINEERING APPROVAL

CYLINDER GROUP 112640-005

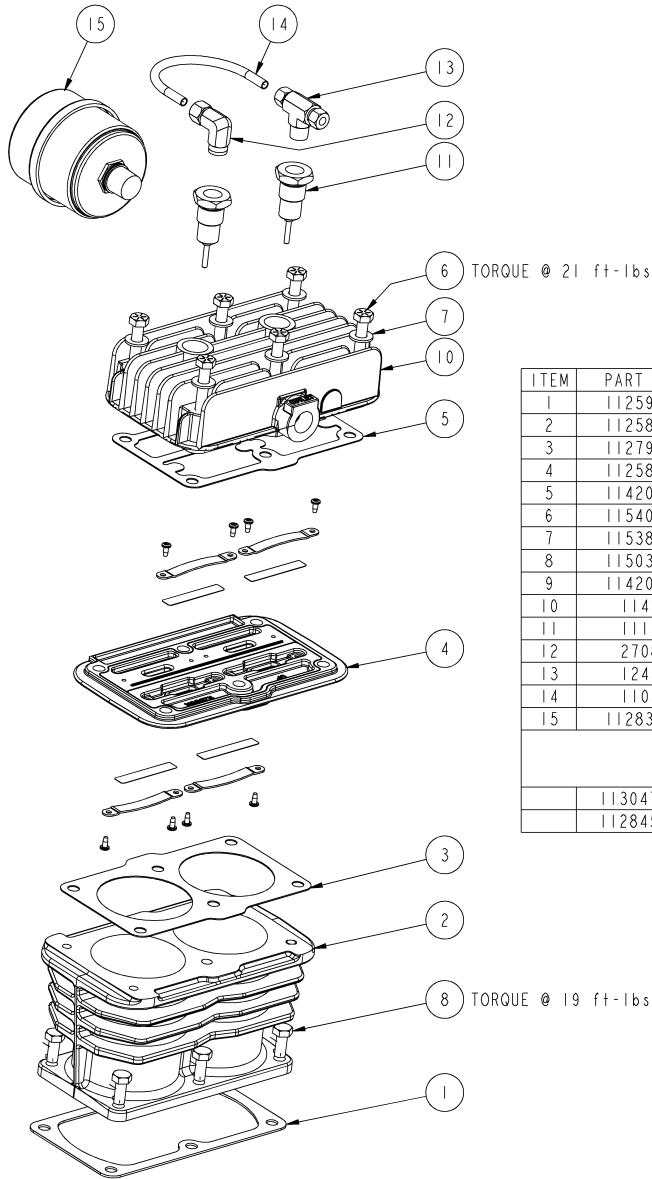
(plain)



CYL/HEAD GROUP, QTS-3, PLAIN 112640-005 BILL OF MATERIALS			
ITEM	PART NUMBER	QTY	DESCRIPTION
1	112591	1	GASKET
2	112586	1	CYLINDER, AIRCOOLED (2.75 DIA)
3	112793	1	GASKET, CYL/VALVE PLATE
4	112588X	1	VALVE PLATE ASSEMBLY
5	114201-001	1	HEAD GASKET
6	114200R	1	HEAD
7	115407-K18	6	HEX, SCREW GRADE 8
8	115384N031	6	WASHER
9	115037-K10	6	SCREW, CAP HEX, SEALANT, GRADE 5
10	112835-004	1	AIR FILTER
MAINTENANCE PARTS			
(ORDER QTY PER BANK)			
	113047-001	1	VALVE REPAIR KIT (INCLUDES ITEM 3,4,5)
	112845-06	1	AIR FILTER ELEMENT

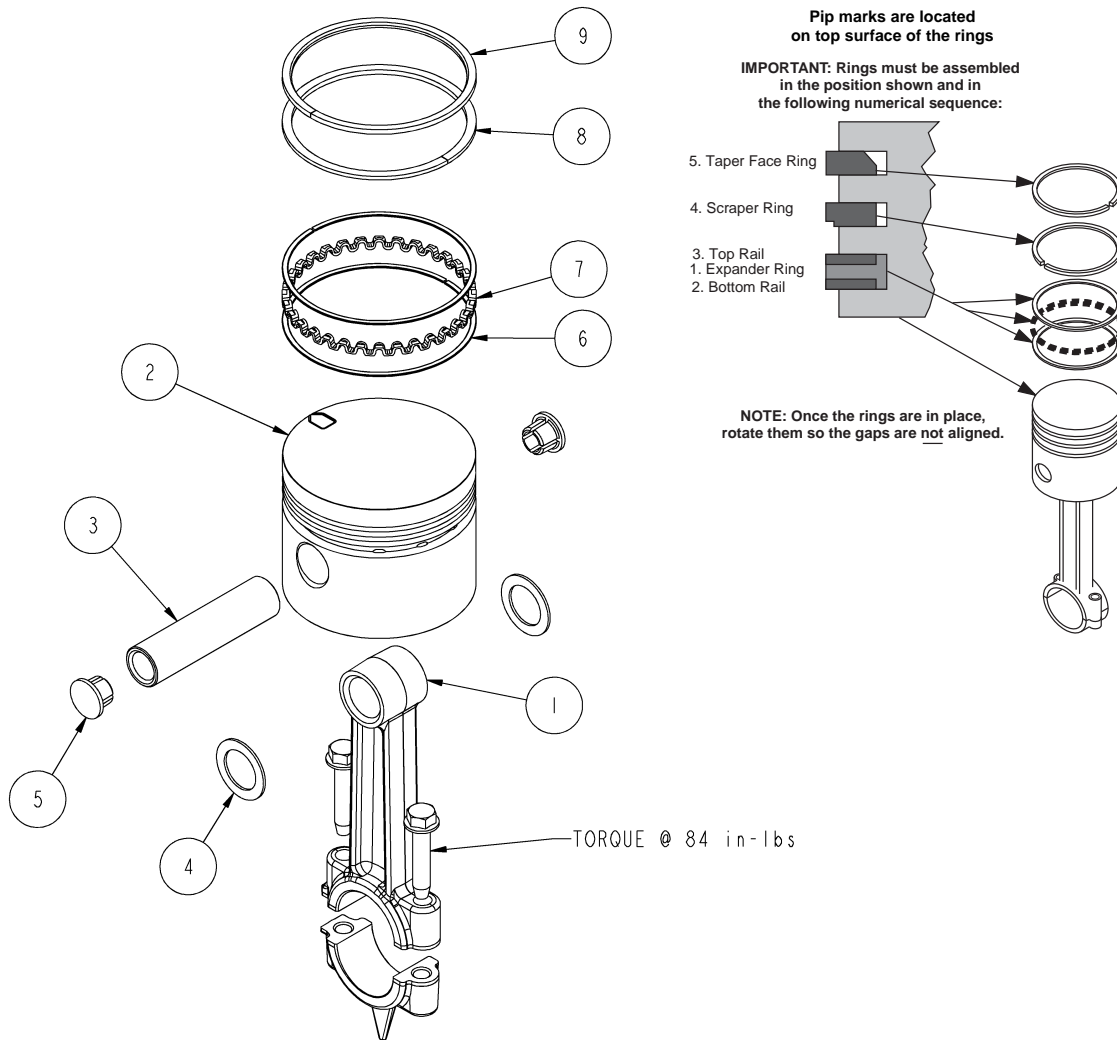
CYLINDER GROUP 112640-004

(with head unloaders)



ITEM	PART NUMBER	QTY	DESCRIPTION
1	112591	1	GASKET
2	112586	1	CYLINDER, AIRCOOLED (2.75 DIA)
3	112793	1	GASKET, CYL/VALVE PLATE
4	112588X	1	VALVE PLATE ASSEMBLY
5	114201-001	1	HEAD GASKET
6	115407-K18	6	HEX, SCREW GRADE 8
7	115384N031	6	WASHER
8	115037-K10	6	SCREW, CAP HEX, SEALANT, GRADE 5
9	114200X001	1	HEAD ASSEMBLY
10	114200-001	1	HEAD
11	111590X2	2	INTAKE UNLOADER
12	2708	1	TUBE FITTING, 90° ELBOW, 1/4T x 1/4MP
13	124351-004	1	MALE BRANCH TEE 1/4T X 1/4P
14	110515-025	1	1/4" COPPER TUBING
15	112835-004	1	AIR FILTER
MAINTENANCE PARTS			
(ORDER QTY PER BANK)			
	113047-001	1	VALVE REPAIR KIT (INCLUDES ITEM 3,4,5)
	112845-06	1	AIR FILTER ELEMENT

PISTON GROUP 112610



PISTON/CONROD AY 112610 BILL OF MATERIALS			
ITEM	PART NUMBER	QTY	DESCRIPTION
1	112583	1	AY, CON/ROD
2	112582	1	PISTON
3	110190-025	1	PISTON PIN
4	112597	2	NYLON WASHER
5	111105-002	2	PISTON PIN PLUG
6	112650	2	OIL RING RAIL
7	112651	1	OIL RING SPACER
8	112601	1	PISTON RING SCRAPER
9	112600	1	PISTON RING
MAINTENANCE PARTS (ORDER QTY PER PISTON)			
	113046	1	REPLACEMENT RING SET (INCLUDES ITEMS 6, 7, 8 & 9)
	112583K	1	REPLACEMENT CON/ROD (ITEM 1)

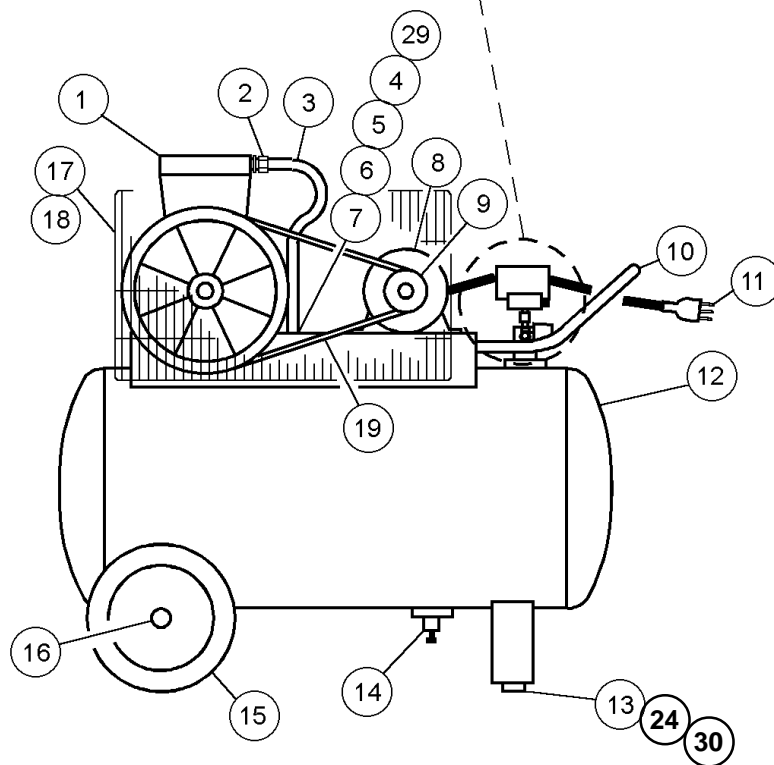
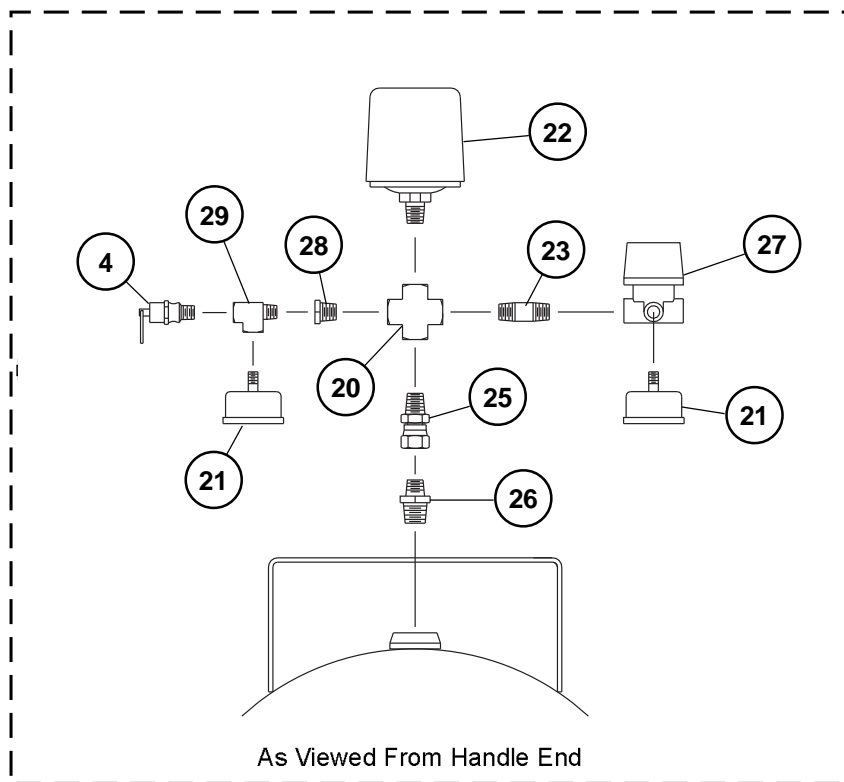
Recommended Spare Parts		
Qty.	Part Number	Description
1	112845-06	air filter element
1	113047-001	valve repair kit
1	113048-001	gasket set

Gasket Set 113048-001		
Qty.		Description
1	112596-001	shaft seal
1	112592	bearing carrier gasket
1	123157-112	"o"ring, 3/32 wide x .69 OD
1	112591	gasket, cylinder to crankcase
1	112793	gasket, cylinder to valve plate
1	114201-001	head gasket

Valve Repair Kit 113047-001		
Qty.		Description
1	112793	gasket, cylinder to valve plate
1	112588X	valve plate assembly
1	114201-001	head gasket

Replacement Ring Set 113046		
Qty.		Description
2	112650	oil ring rail
1	112651	oil ring expander
1	112601	piston ring, scraper
1	112600	piston ring

20 GALLON PORTABLE UNITS

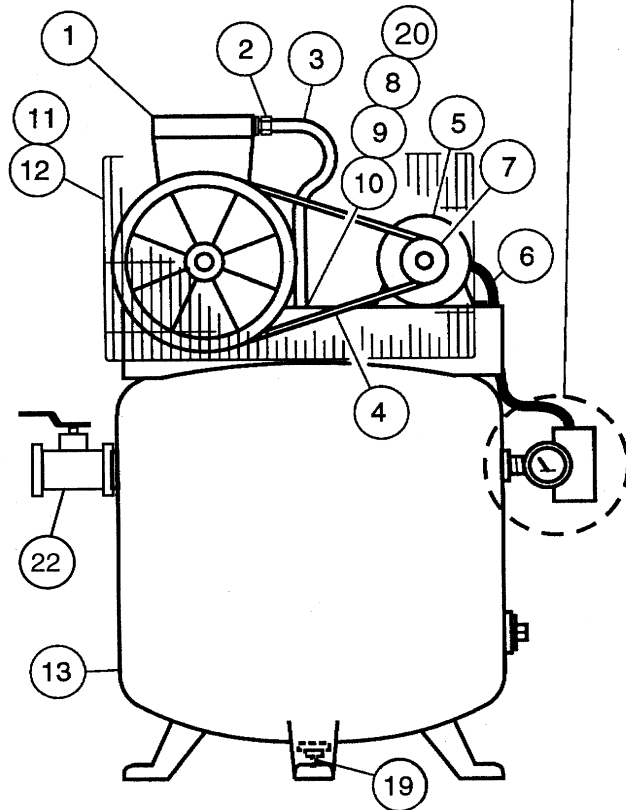
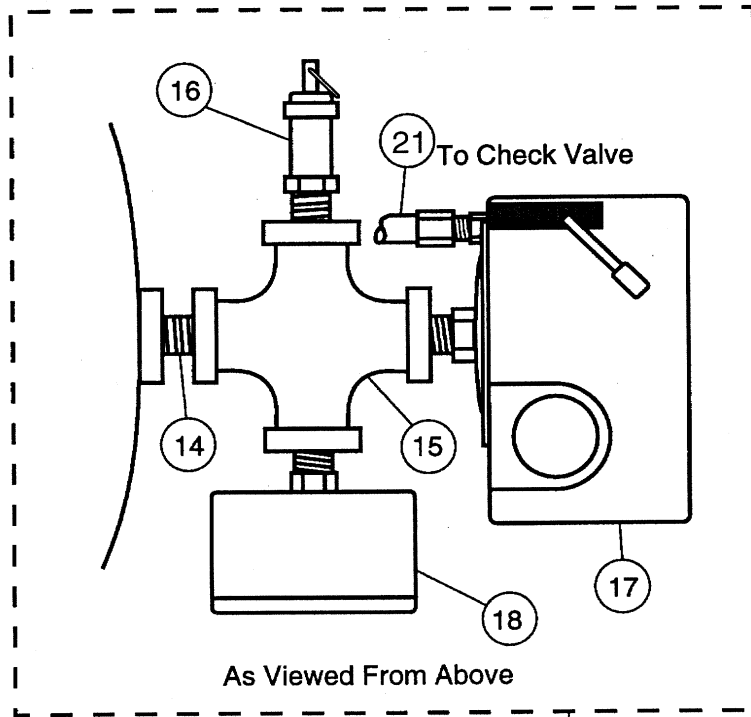


20 GALLON PORTABLE UNITS

Item #	Qty	Part Number	Part Number	Description
		3 h.p.	5 h.p.	
1	1	112641U007	112641U007	QTS-3 basic compressor
	4	142578-K10	142578-K10	hex. screw, 5/16-18 unc x .75, grade 5
2	1	2042	2042	tube fitting, straight male connector, 1/2 tube x 3/8 npt
3	2 ft.	110515-050	110515-050	copper tube, 1/2 O.D.
4	2	113141-150	113141-150	pressure relief valve
5	1	110921-255	110921-255	check valve
6	1	110948-050	110948-050	1/2" copper tube compression nut
7	1	124393-004	124393-004	tube fitting, male connector, 1/4 tube x 1/8 npt
8	1	112656-003	112656-003	motor
	4	142578-K10	142578-K10	hex. screw, 5/16-18 unc x .75, grade 5
	4	110976-K02	110976-K02	flange nut, 5/16-18
	4	110428W031	110428W031	flatwasher, 5/16
9	1	112757-10	112757-8	motor pulley
10	1	112648	112648	handle
	2	142578-K14	142578-K14	hex. screw, 5/16-18 unc x 1.25, grade 5
	2	115383-K02	115383-K02	hex. nut, 5/16-18 unc
11	1	112669-001	N/A	power cord, 115 volt
	or			
11	1	112734	112734	power cord, 230 volt
12	1	112649C150	112649C150	air tank, ASME coded
13	1	115241	115241	vibration mount
14	1	2713	2713	draincock
15	2	112122	112122	wheel
16	2	112162	112162	wheel cap
17	1	112370	112370	bracket, belt guard to head
18	1	112657X001	112657X001	belt guard (bracket & hardware included)
19	1	110258A048	110258A049	drive belt
20	1	6150	6150	pipe cross, brass, 1/4 npt
21	2	113171-200	113171-200	pressure gauge
22	1	110512-020	110512-020	pressure switch
	3 ft.	40613-001	40613-001	electric cable
23	1	121032-4	121032-4	pipe nipple, 1/4 npt x 1.50
24	1	115383-J02	115383-J02	lock nut, 1/4
25	1	113173-003	113173-003	swivel pipe fitting, 1/4 npt x 1/4 npt
26	1	113350-001	113350-001	pipe adapter, 1/2 npt x 1/4 npt
27	1	112124	112124	pressure regulator
28	1	121033-1	121033-1	pipe bushing, 1/4 npt x 1/8 npt
29	1	7361-001	7361-001	brass pipe tee, 1/8 npt
30	1	142578-J12	142578-J12	hex. screw, 1/4-20 unc x 1.00, grade 5

N/A = Not Applicable

30 & 60 GALLON STATIONARY UNITS



30 & 60 GALLON STATIONARY UNITS

Item #	Qty	Part Number	Part Number	Description
		3 h.p.	5 h.p.	
1	1	112641-004	112641-004	QTS-3 basic compressor
	4	142578-K10	142578-K10	hex. screw, 5/16-18 unc x .75, grade 5
2	1	2042	2042	tube fitting, straight male connector, 1/2 tube x 3/8 npt
3	2 ft.	110515-050	110515-050	copper tube, 1/2 o.d.
4	1	110258A048	110258A049	drive belt
5	1	112656-003	112656-005	motor
	4	142578-K10	142578-K10	hex. screw, 5/16-18 unc x .75, grade 5
	4	110976-K02	110976-K02	flange nut, 5/16 -18
	4	110428W031	110428W031	flatwasher, 5/16
6	1	112848-004	112848-004	electric cable
7	1	112757-10	112757-8	motor pulley
8	1	110921-255	110921-255	check valve
9	1	110948-050	110948-050	1/2" copper tube compression nut with sleeve
10	1	124393-004	124393-004	tube fitting, male connector, 1/4 tube x 1/8 npt
11	1	112657X001	112657X001	belt guard (bracket & hardware included)
12	1	112370	112370	bracket, belt guard-to-head
13	1	112676-150	112676-150	air tank, 30 gal.
	or			
13	1	112673P150	112673P150	air tank, 60 gal.
14	1	126016-001	126016-001	pipe nipple, 1/4 npt x close
15	1	6150	6150	pipe cross, 1/4 npt
16	1	113141-150	113141-150	pressure relief valve
17	1	110512-020	110512-020	pressure switch
18	1	110514-200	110514-200	pressure gauge
19	1	2713	2713	draincock
20	1	110513-150	110513-150	pressure relief valve
21	2 ft.	110515-025	110515-025	copper tube, 1/4 o.d.
22	1	111136-050	111136-050	ball valve, 1/2 npt

QUINCY COMPRESSOR

STANDARD TERMS AND CONDITIONS

LEGAL EFFECT: Except as expressly otherwise agreed to in writing by an authorized representative of Seller, the following terms and conditions shall apply to and form a part of this order and any additional and/or different terms of Buyer's purchase order or other form of acceptance are rejected in advance and shall not become a part of this order.

The rights of Buyer hereunder shall be neither assignable nor transferable except with the written consent of Seller.

This order may not be canceled or altered except with the written consent of Seller and upon terms which will indemnify Seller against all loss occasioned thereby. All additional costs incurred by Seller due to changes in design or specifications, modification of this order or revision of product must be paid for by Buyer.

In addition to the rights and remedies conferred upon Seller by this order, Seller shall have all rights and remedies conferred at law and in equity and shall not be required to proceed with the performance of this order if Buyer is in default in the performance of such order or of any other contract or order with seller.

TERMS OF PAYMENT: Unless otherwise specified in the order acknowledgment, the terms of payment shall be 1% 15, net forty-five (45) days after shipment. These terms shall apply to partial as well as complete shipments. If any proceeding be initiated by or against Buyer under any bankruptcy or insolvency law, or in the judgment of Seller the financial condition of Buyer, at the time the equipment is ready for shipment, does not justify the terms of payment specified, Seller reserves the right to require full payment in cash prior to making shipment. If such payment is not received within fifteen (15) days after notification of readiness for shipment, Seller may cancel the order as to any unshipped item and require payment of its reasonable cancellation charges.

If Buyer delays shipment, payments based on date of shipment shall become due as of the date when ready for shipment. If Buyer delays completion of manufacture, Seller may elect to require payment according to percentage of completion. Equipment held for Buyer shall be at Buyer's risk and storage charges may be applied at the discretion of Seller.

Accounts past due shall bear interest at the highest rate lawful to contract for but if there is no limit set by law, such interest shall be eighteen percent (18%). Buyer shall pay all cost and expenses, including reasonable attorney's fees, incurred in collecting the same, and no claim, except claims within Seller's warranty of material or workmanship, as stated below, will be recognized unless delivered in writing to Seller within thirty (30) days after date of shipment.

TAXES: All prices exclude present and future sales, use, occupation, license, excise, and other taxes in respect of manufacture, sales or delivery, all of which shall be paid by Buyer unless included in the purchase price at the proper rate or a proper exemption certificate is furnished.

ACCEPTANCE: All offers to purchase, quotations and contracts of sales are subject to final acceptance by an authorized representative at Seller's plant.

DELIVERY: Except as otherwise specified in this quotation, delivery will be F. O. B. point of shipment. In the absence of exact shipping instruction, Seller will use its discretion regarding best means of insured shipment. No liability will be accepted by Seller for so doing. All transportation charges are at Buyer's expense. Time of delivery is an estimate only and is based upon the receipt of all information and necessary approvals. The shipping schedule shall not be construed to limit seller in making commitments for materials or in fabricating articles under this order in accordance with Seller's normal and reasonable production schedules.

Seller shall in no event be liable for delays caused by fires, acts of God, strikes, labor difficulties, acts of governmental or military authorities, delays in transportation or procuring materials, or causes of any kind beyond Seller's control. No provision for liquidated damages for any cause shall apply under this order. Buyer shall accept delivery within thirty (30) days after receipt of notification of readiness for shipment. Claims for shortages will be deemed to have been waived if not made in writing with ten (10) days after the receipt of the material in respect of which any such shortage is claimed. Seller is not

responsible for loss or damage in transit after having received "In Good Order" receipt from the carrier. All claims for loss or damage in transit should be made to the carrier.

TITLE & LIEN RIGHTS: The equipment shall remain personal property, regardless of how affixed to any realty or structure. Until the price (including any notes given therefore) of the equipment has been fully paid in cash, Seller shall, in the event of Buyer's default, have the right to repossess such equipment.

PATENT INFRINGEMENT: If properly notified and given an opportunity to do so with friendly assistance, Seller will defend Buyer and the ultimate user of the equipment from any actual or alleged infringement of any published United States patent by the equipment or any part thereof furnished pursuant hereto (other than parts of special design, construction, or manufacture specified by and originating with Buyer), and will pay all damages and costs awarded by competent court in any suit thus defended or of which it may have had notice and opportunity to defend as aforesaid.

STANDARD WARRANTY: Seller warrants that products of its own manufacture will be free from defects in workmanship and materials under normal use and service for the period specified in the product instruction manual. Warranty for service parts will be Ninety (90) days from date of factory shipment. Electric Motors, gasoline and diesel engines, electrical apparatus and all other accessories, components and parts not manufactured by Seller are warranted only to the extent of the original manufacturer's warranty.

Notice of the alleged defect must be given to the Seller, in writing with all identifying details including serial number, type of equipment and date of purchase within thirty (30) days of the discovery of the same during the warranty period.

Seller's sole obligation on this warranty shall be, at its option, to repair or replace or refund the purchase price of any product or part thereof which proves to be defective. If requested by Seller, such product or part thereof must be promptly returned to seller, freight prepaid, for inspection.

Seller warrants repaired or replaced parts of its own manufacture against defects in materials and workmanship under normal use and service for ninety (90) days or for the remainder of the warranty on the product being repaired.

This warranty shall not apply and Seller shall not be responsible or liable for:

- (a) Consequential, collateral or special losses or damages;
- (b) Equipment conditions caused by fair wear and tear, abnormal conditions of use, accident, neglect or misuse of equipment, improper storage or damage resulting during shipping;
- (c) Deviation from operating instructions, specifications or other special terms of sale;
- (d) Labor charges, loss or damage resulting from improper operation, maintenance or repairs made by person(s) other than Seller or Seller's authorized service station.

In no event shall Seller be liable for any claims whether arising from breach of contract or warranty or claims of negligence or negligent manufacture in excess of the purchase price.

THIS WARRANTY IS THE SOLE WARRANTY OF SELLERS AND ANY OTHER WARRANTIES, WHETHER EXPRESS OR IMPLIED IN LAW OR IMPLIED IN FACT, INCLUDING ANY WARRANTIES OF MERCHANTABILITY AND FITNESS FOR PARTICULAR USE ARE HEREBY SPECIFICALLY EXCLUDED.

LIABILITY LIMITATIONS: Under no circumstances shall the Seller have any liability for liquidated damages or for collateral, consequential or special damages or for loss of profits, or for actual losses or for loss of production or progress of construction, whether resulting from delays in delivery or performance, breach of warranty, negligent manufacture or otherwise.

ENVIRONMENTAL AND OSHA REQUIREMENTS: At the time of shipment of the equipment from the factory, Quincy Compressor / Ortman Fluid Power will comply with the various Federal, State and local laws and regulations concerning occupational health and safety and pollution. However, in the installation and operation of the equipment and other matters over which the seller has no control, the Seller assumes no responsibility for compliance with those laws and regulations, whether by the way of indemnity, warranty or otherwise.



Reciprocating / Systems: 217.222.7700
E-mail: info@quincycompressor.com
Website: quincycompressor.com

